



STANDARD OPERATING PROCEDURE FOR REGISTRATION

Academic Year 2025 - 2026



UPES
BIDHOLI | KANDOLI

TABLE OF CONTENTS

S.No	Contents	Page No.
1	Documents Required	2
2	Login into the Portal	3
3	Registration Process	4
4	Registration Form Step 1: Primary Information	5
5	Step 2: Academic Details	7
6	Step 3: Upload Photo and Signature	11
7	Step 4: Disclaimer (Undertaking)	12
8	Step 5: Payment	15
9	Step 6: Details Preview	16
10	Student Registration Form	17

DOCUMENTS REQUIRED

Scan all the below mentioned documents (Color) to upload before starting the Registration process.

For Undergraduate students:

Category	Documents Required	Format	Max Size
Essential Documents	Class 10 th Marksheet	PDF	1 MB
	Class 12 th Marksheet	PDF	1 MB
	Class 12 th Migration Certificate	PDF	1 MB
	Class 12 th Transfer Certificate	PDF	1 MB
	Your Passport Photograph	JPEG / JPG	1 MB
	Your Signature	JPEG / JPG	1 MB
	Father/Mother/Guardian Signature	JPEG / JPG	1 MB
	Aadhaar Card (Both side)	PDF	1 MB

For Postgraduate students:

Category	Documents Required	Format	Max Size
Essential Documents	Class 10th Marksheet	PDF	1 MB
	Class 12th Marksheet	PDF	1 MB
	Graduation Marksheets (All Years/Semesters)	PDF	1 MB
	Graduation Degree	PDF	1 MB
	Graduation Migration	PDF	1 MB
	Your Passport Photograph	JPEG / JPG	1 MB
	Your Signature	JPEG / JPG	1 MB
	Father/Mother/Guardian Signature	JPEG / JPG	1 MB
	Aadhaar Card (Both side)	PDF	1 MB

Note: Marksheets / Migration downloaded from DigiLocker is valid for registration.

Other Documents (In case you fall under certain Category or applying for Scholarship):

Category	Documents Required	Format	Max Size
Optional Documents	Specially Abled: Government Authorized Certificate	PDF	1 MB
	Uttarakhand Domicile	PDF	1 MB
	EWS (Economically Weaker Section) Certificate	PDF	1 MB
	Category Certificate: For OBC/ SC/ ST	PDF	1 MB
	Father's Annual Income: ITR/Income Certificate	PDF	1 MB
	Mother's Annual Income: ITR/Income Certificate	PDF	1 MB
	Gap Affidavit / Certificate	PDF	1 MB

LOGIN INTO THE PORTAL

Open the given link on any web browser (Internet Explorer/Google Chrome/ Mozilla or any other) for completing the **Registration** process

Link: <https://admission.upes.ac.in/Login?area=user>

- Use Laptop / Desktop to fill the form. Registration through mobile is not preferred.
- Enter your registered mobile number and click on “Send OTP”.
- Enter the OTP received on your registered mobile number for proceed further



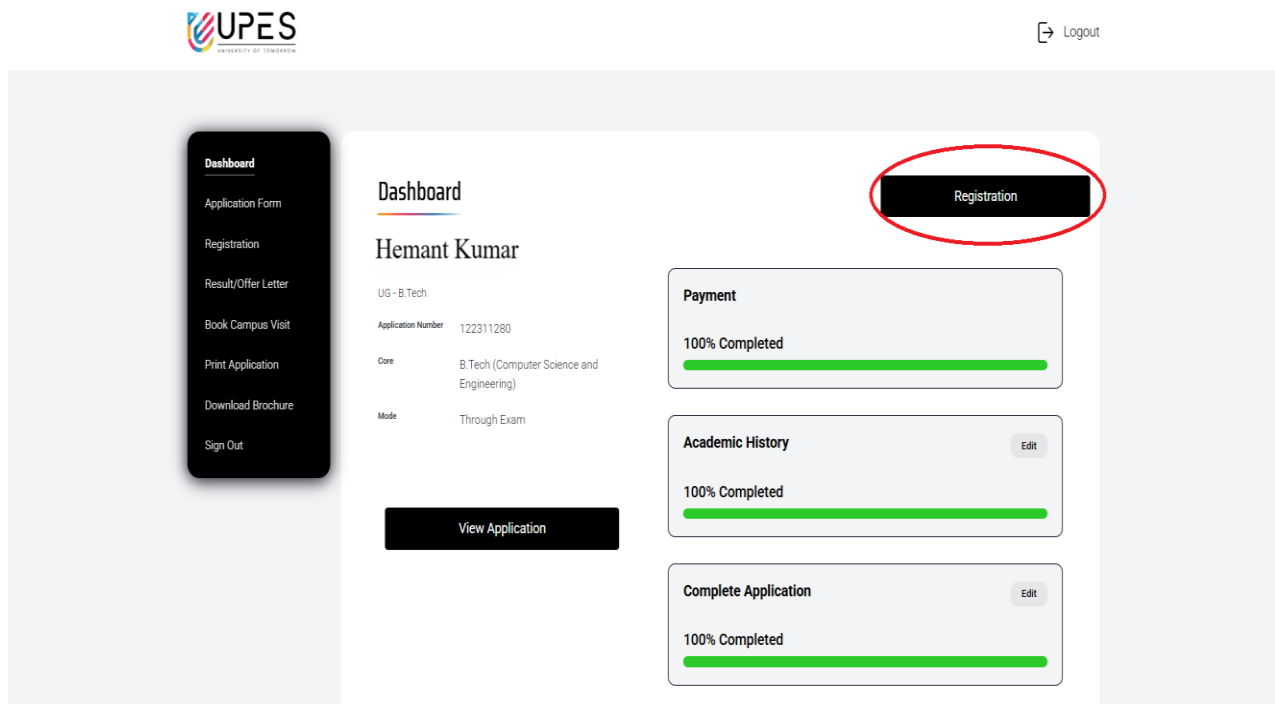
Application Form

Already Applied New Applicant

Mobile Number *

REGISTRATION PROCESS

- After login you will see the “Dashboard”
- Click on “Registration” Button on the right side.



The screenshot displays the UPES dashboard for user Hemant Kumar. The dashboard includes a sidebar menu with options like Application Form, Registration, Result/Offer Letter, Book Campus Visit, Print Application, Download Brochure, and Sign Out. The main content area shows the user's profile (UG - B.Tech, Application Number 122311280, Core B.Tech (Computer Science and Engineering), Mode Through Exam) and a 'View Application' button. On the right, there are three progress bars: 'Payment' (100% Completed), 'Academic History' (100% Completed), and 'Complete Application' (100% Completed). The 'Registration' button in the top right corner is circled in red.

REGISTRATION FORM

STEP 1: PRIMARY INFORMATION

Part A: Personal Information

- Fill in your personal and contact details.
- Fields marked with “*” are mandatory.



For Queries & Issues Contact UPES Student Support Team
 Name: Renu Awasthi
 Mobile: 9311355760
 Email: rawasthi@upes.ac.in

Step 1 : Primary Information

Fields Marks with * are mandatory

Part A :Personal Information

Application No :*	342402980	Global ID :	590010071
Degree Registering for :*	MBA		
Program Registering for :*	MBA (Power Management)		
DOB (DD/MM/YYYY) :*	15/05/2002	Age :	23
Name of the Student :	Hemant Kumar		
PathWay :	Exam	Specially Abled :	<input type="radio"/> Yes <input checked="" type="radio"/> No
Gender :	<input checked="" type="radio"/> Male <input type="radio"/> Female <input type="radio"/> Transgender	Uttarakhand Domicile :	<input type="radio"/> Yes <input checked="" type="radio"/> No
EWS (Economically Weaker Section):	<input checked="" type="radio"/> Yes <input type="radio"/> No Your candidature under EWS category shall be subject to verification of all the relevant documents.		
Upload EWS(Economically Weaker Section) Certificate :*	Choose File No file chosen	Upload	(.pdf format only,max size 1 MB)
	Click here to View		
Email ID:	@gmail.com	Mobile No :*	
Alternate Email ID :*	i@gmail.com	Emergency Mobile Number :*	
Category*	GENERAL	Religion*	Hinduism
Student Aadhaar number*	27	Aadhaar Linked Mobile No. :*	74
Upload Aadhaar *	Choose File No file chosen (.pdf format only,max size 1 MB)	Upload	Click here to View
Student Pan Card :*	GV	Blood Group is *	O+
ABC/Apaar ID :*	: * (for generating ABC id please click this link)		
Single Parent:	<input type="radio"/> Yes <input checked="" type="radio"/> No		
Father's Name :*	Hi	Father's Contact No :*	
Father's Profession :*	Defence Personnel	Area/Field/Designation:*	AM
Father's Annual Income (in Rs) :*	5,00,001 to 10,00,000	Father's DOB (DD/MM/YYYY) :*	30/
Father's Email ID :*	0 iri@gmail.c	Father's Qualification:*	Intermedia...
Father's PAN no.:	BIZ8765T		
Mother's Name :*	U	Mother's Contact No :*	
Mother's Profession :*	Homemaker	Area/Field/Designation:*	House Wife
Mother's Annual Income (in Rs):*	5,00,001 to 10,00,000	Mother's DOB (DD/MM/YYYY) :	01/
Mother's Email ID :*	0 iri@gmail.c	Mother's Qualification:*	Intermediate (Class 12)
Mother's PAN no. :*			
Guardian Name :		Guardian Contact No :	98

Part B: Communication Information

- Fill in the Permanent Address (Complete Communication Address) on the first block.
- Click on the (Tick Here) Checkbox if your Permanent Address and Correspondence Address are same.
- Click on **SAVE** (To prevent loss of filled data).
- Click on the **“SUBMIT AND CONTINUE”** button and you will be redirected to the next page.

Part B :Communication Information

Permanent Address (Complete Communication Address)			
House/Flat/Lane/Street :*	WARD	Address Line :*	CHANDI
State :*	Bihar	City :*	Hilsa
PinCode :*			
Correspondence Address			
(Tick Here) <input type="checkbox"/> If Correspondence Address is same as of Permanent Address			
House/Flat/Lane/Street :	WARD	Address Line :	CHANDI
State :	Bihar	City :	Hilsa
PinCode :			
Alternate number :*	88	Corres. Phone No :	Enter Correspondence Phone No

I hereby undertake that all the information submitted/declared is correct to best of my knowledge.

SAVE

SUBMIT AND CONTINUE

For International Students:

If you are an **“International”** or **“NRI”** student, select Other under **“State”** drop down and fill your country details accordingly.

STEP 2: ACADEMIC DETAILS

PART A: Class X Details

- Fill in Class 10th Marks (If you have six subjects then you can enter marks by clicking on "Add Subject")
- Upload the soft copy of the 10th marksheet (Original / DigiLocker).



For Queries & Issues Contact UPES Student Support Team
 Name: Renu Awasthi
 Mobile: 9311355760
 Email: rawasthi@upes.ac.in

Step 2 : Academic Details

Fields Marks with * are mandatory

Part A : Class X Details

CGPA or 10th Marks :*		<input type="radio"/> CGPA <input checked="" type="radio"/> 10th Marks	
Name of Subject	Marks Secured	Out of :	Max Marks
English	55	Out of :	100
Hindi	62	Out of :	100
Math	61	Out of :	100
Science	52	Out of :	100
Social Science	55	Out of :	100
Add Subject			
10 th Percentage :*	57	10 th Board :*	CBSE
10 th Year of Passing :*	2019		
10 th School Name :*	SGRR, Dehradun	10 th School State :*	Uttarakhand
10 th School City :*	Dehradun	10 th School Pin Code :*	248006
Upload 10 th Class Marksheet :*	<input type="button" value="Choose File"/> No file chosen <input type="button" value="Upload"/> (.pdf format only,max size 1MB) Click here to View		

PART B: Class XII Details (In case you are Appearing student for only UG Program)

- Class 12th appearing students can select "Yes" and choose the reason for appearing from the dropdown.

Mention the tentative date of Declaration of Result.

Part B : Class XII Details

Appearing :*	<input checked="" type="radio"/> Yes <input type="radio"/> No	
Appearing Reason & Tentative date of declaration of Result :*	Select Reason Select Reason Result Awaited Examination Pending Supplementary Compartment	31/10/2025

PART B: Class XII Details (In case you have cleared class 12th)

- If you select Appearing as “No”, then fill in the class 12th Marks (You can add more subjects if required)
- Upload the soft copy of the 12th marksheet (Original / DigiLocker).

Part B : Class XII Details

Appearing:*	<input type="radio"/> Yes <input checked="" type="radio"/> No		
Name of Subject	Marks Secured	Out of :	Max Marks
a	90	Out of :	100
b	90	Out of :	100
c	90	Out of :	100
English	50	Out of :	100
d	80	Out of :	100
Add Subject			
12 th Percentage :*	80	12 th Best Five Subjects (Percentage):	86
12 th Year of Passing :*	2021	12 th School Phone No :	12 th School Phone No
12 th Board :*	CBSE		
12 th School Name :*	SGRR	12 th School State :*	Uttarakhand
12 th School City :*	Dehradun	12 th School Pin Code :*	248142
Did you attend any Coaching Institute :	<input type="radio"/> Yes <input checked="" type="radio"/> No		
Upload 12 th Class Marksheet: *	<input type="button" value="Choose File"/> No file chosen <input type="button" value="Upload"/> (.pdf format only,max size 1MB) Click here to View		

For Undergraduate students, upload two additional documents:

- Class 12th Migration Certificate (*Issued from respective board*)
- Class 12th Transfer Certificate (TC) (*Issued from School*)
- Gap Affidavit: In case you have taken a Gap in the study before taking admission in UPES, you need to upload the Gap Affidavit.

Note: If you have any valid document which proves that you are either doing coaching / studying somewhere else then you can upload the same instead of Gap Affidavit.

Upload 12 th Transfer Certificate: *	<input type="button" value="Choose File"/> No file chosen <input type="button" value="Upload"/> (.pdf format only,max size 1MB) Click here to View		
Upload 12 th Migration : *	<input type="button" value="Choose File"/> No file chosen <input type="button" value="Upload"/> (.pdf format only,max size 1MB) Click here to View		
Upload GAP AFFIDAVIT: *	<input type="button" value="Choose File"/> No file chosen <input type="button" value="Upload"/> (.pdf format only,max size 1MB) Download Format GAP AFFIDAVIT		

PART C: Postgraduate Program (This section is only for applicants of Postgraduate Program)

- Fill in the Graduation details, upload the Graduation Marksheet (all semesters/years), Migration Certificate and Provisional/Original Degree.

Part C : Graduation Details

Appearing:*		<input type="radio"/> Yes <input checked="" type="radio"/> No	
Appearing Reason & Tentative date of declaration of Result:*		Result Awaited	01/08/2024
Scheme of Program:*		Yearly	
Length Of Program:*		3	
GPA/Percentage :*		<input type="radio"/> GPA <input checked="" type="radio"/> Percentage	
Semester/Year	Result Awaited	Enter Secured Marks/SGPA	Enter Max Marks/SGPA
Year 1	<input type="checkbox"/>	90	100
Year 2	<input type="checkbox"/>	88	100
Year 3	<input type="checkbox"/>	85	100
CGPA:		Enter CGPA	Percentage :* 87.67
Graduation Stream :*		BMS- Bachelor of Management	
Graduation University Name :*		UPES	500098786
Graduation Year of Passing :*		2025	
Upload GAP AFFIDAVIT:*		Choose File No file chosen Download Format GAP AFFIDAVIT	Upload (.pdf format only,max size 1MB)
Upload Graduation Marksheet (All Years/Semesters):*		Choose File No file chosen Click here to View	Upload (.pdf format only,max size 1MB)
Upload Graduation Migration : *		Choose File No file chosen Click here to View	Upload (.pdf format only,max size 1MB)

PART D: Post Graduation Details (If Applicable)

- If not applicable, select “No”
- Fill in the post-graduation details, upload Post Graduation Marksheet

Part D : Post graduation if(applicable)

Applicable:*		<input checked="" type="radio"/> Yes <input type="radio"/> No	
Scheme of Program:*		Yearly	
Length Of Program:*		2	
GPA/Percentage :*		<input type="radio"/> GPA <input checked="" type="radio"/> Percentage	
Post Graduation Stream :*		Master of Arts (M.A)	CGPA/Percentage :* 60
Post Graduation University Name :*		I S V M	
Post Graduation Year of Passing :*		2024	
Upload Post Graduation Marksheet:*		Choose File No file chosen	Upload (.pdf format only,max size 1MB)

Part E: Miscellaneous Information

- Fill the applicable details along with supporting documents
- Select the declaration mentioned.
- Click on “SAVE” and "SUBMIT AND CONTINUE"

Part E : Miscellaneous Information

<p>1. If you have applied for under any scholarship scheme (for Year 2025-2026)</p>	<p><input type="checkbox"/> State Government Scholarship/Free-ships <input type="checkbox"/> Central Government Scholarship/Free-ships</p> <p>Please merge your certificate/forms/documents in a single PDF in case you are uploading multiple documents</p>
<p>2. Have you applied for any state/ national/international level examinations</p>	<p><input type="checkbox"/> NET <input type="checkbox"/> JEE <input type="checkbox"/> CLAT <input type="checkbox"/> LSAT <input type="checkbox"/> TOFEL <input type="checkbox"/> SLET <input type="checkbox"/> GATE <input type="checkbox"/> GRE <input type="checkbox"/> TOFEL <input type="checkbox"/> Civil Services <input type="checkbox"/> State government examinations <input type="checkbox"/> CAT <input type="checkbox"/> MAT <input type="checkbox"/> NMAT <input type="checkbox"/> XAT <input type="checkbox"/> CMAT <input type="checkbox"/> GMAT <input type="checkbox"/> Any Other</p> <p>Please merge your certificate/forms/documents in a single PDF in case you are uploading multiple documents</p>
<p>Extra-Curricular Activities</p>	
<p>3. Award/Certification at State/national/International level</p>	<p><input type="checkbox"/> Sports <input type="checkbox"/> Cultural activities</p> <p>Please merge your certificate/forms/documents in a single PDF in case you are uploading multiple documents</p>

I hereby declare that the mark-sheet and Migration/TC shall be submitted by 31st October 2025 failing which my admission stands cancelled.

I hereby undertake that all the information submitted/declared is correct to best of my knowledge.

SAVE

SUBMIT AND CONTINUE

Back

STEP 3: UPLOAD PHOTO & SIGNATURE

- Upload your latest passport size photo (should be in white background and formal attire)
- Upload student signature (should be in white background)
- Upload parents (Father/Mother) signature (should be in white background)

Note: Maximum size limit for photo and signature is **1MB** and it should be **high resolution**.

- Select the declaration mentioned.
- Click on “**SAVE**” and “**SUBMIT AND CONTINUE**”

Step 3 : Upload Photo & Sign

Fields Marks with * are mandatory

[Download Photograph Upload Manual](#)

Upload Your Photograph for ID card :* No file chosen (.jpeg,.jpg formats only, max size 1MB)

Upload Your Signature :* No file chosen (.jpeg,.jpg formats only, max size 1MB)

Upload Father/Mother/Guardian Signature :* No file chosen (.jpeg,.jpg formats only, max size 1MB)

Photograph	Signature	Father/Mother/Guardian Signature

I hereby undertake that all the information submitted/declared is correct to best of my knowledge.

STEP 4: DISCLAIMER (UNDERTAKING)

- Read all the points mentioned in the Disclaimer (Undertaking)
- Process to generate Anti-Ragging (URID) reference number refer point 8 in Disclaimer (Undertaking) form.

Step 4 : Disclaimer (Undertaking)

Fields Marks with * are mandatory

UNDERTAKING CUM DECLARATION

SA son/daughter of Mr. He have been selected for the program in UPES, Dehradun for the Year 2025-2026.

I affirm and undertake as follows:-

1. That I have acquainted myself with the rules of attendance (i.e. Minimum 75 %) and consequences of shortfall therein, and undertake to abide by the same.
2. That I have not been involved in any criminal proceedings in the past and no criminal case is presently under investigation by police or pending trial in any criminal court in India.

3. I have the following medical history / medicinal allergies:-

- a.
- b.
- c.

4. That I am fully aware of the Traffic rules and the inclement terrain from Dehradun city to University campus and shall ensure that:-

- I carry a valid driving license at all times and drive my vehicle carefully keeping the safety of self and others in mind.
- I will comply with Hostel rules, which disallow keeping of personal vehicles on campus / private/outsourced hostels.
- I shall indemnify the University / its official /representatives against any demands/ liability/damages / claims that may arise against it on account any road accident involving me.

5. That I have acquainted myself with the UGC Instructions on Anti Ragging and shall submit necessary anti ragging affidavits by self and parent at the time of Registration and every new academic year re-registration.

My UGC Anti Ragging URID number is * (For generating URID number please visit this link)

6. That I have acquainted myself with the provisions regarding not indulging in any kind of substance / alcohol abuse on and off campus, including the campus / private / outsourced hostels.

7. I shall abide by the no smoking provisions in vogue as per the government rules.

8. That I shall not indulge any case of harassing a female; student, UPES employee and any other women on and off the campus.

9. That I shall refrain from risky behavior; visiting the nearby jungle, disturbing the villagers and offending their cultural sensitivities and visiting nearby picnic places and enter deep water at unauthorized places and without proper precautions.

10. That I shall refrain from any kind of discrimination / bias on account of race, color, religion, caste, community, regional, gender or any other type.

11. That I shall make every endeavor keep my college, hostel, surroundings clean.

As an amplification of Cyber Laws / IT Policy of UPES, following acts of omission and commission by students is forbidden. Implicit or explicit indulgence in such acts will constitute violation of / UPES IT Policy and Regulation 5 (c) xxiii of UPES Regulations Governing Maintenance of Discipline Among Students wherein the following would be included as major acts of indiscipline:-

12. That I shall not create any digital video recordings/ photographs of UPES community members either on campus or at off-campus UPES events for online publication or distribution without their consent/ authorization.

13. That I shall not use social media sites to publish abusive, disparaging or harassing remarks about UPES students, staff, and faculty members, athletic or academic contest rivals, etc.

14. That I shall not use social media for instigating, initiating, and furtherance of student unrest in forms of bunking of classes, collecting students at a location, strike, demonstrations, and slogans against UPES.

15. That I shall not use inappropriate, abusive, loose and degrading language on social media forums.

- Select the declaration mentioned.
- Click on “SAVE” and "SUBMIT AND CONTINUE"

16. That I shall not Post/upload teaching material – notes, power point presentations, copy of case studies, student advisory, caution letter, penalty letter etc., Provided to me by faculty members / University on the internet without the authorization from respective faculty members/ UPES authorities.

17. That I shall not start/create public pages, groups on social networking forums, that include Universities Name, and Logo without the permission of UPES authorities.

18. That I shall not use the UPES name, logo, uniform, photos or other intellectual property (documents produced by the University or students) when creating independent groups, Fan pages, or on one's own site, without first obtaining permission from the University.

19. That notwithstanding anything to the contrary contained in this undertaking cum declaration, I do hereby agree that in the event of any information furnished by me at the time of registration or thereafter, found to be false and or misleading, my admission to the University courses, shall be treated as invalid and cancelled, and thus void ab-initio.

20. That the results of the final qualifying examinations submitted by me, are not subject to any adverse remarks like retest, failed in theory, subject yet to clear and or fail in a subject i.e., RT, FT, SVC, F etc.

21. That my admission shall be treated as provisional subject to my timely submission of pending documents, if any

22. I have gone through, understood and shall abide by the rules, regulations and policies including the refund of the fee policy and Hostel charges/Mess charges refund policy of the UPES.


While investigating the cases involving alleged or reported violation of cyber laws/ social media policy, or code of conduct of UPES students, the UPES authority – The Registrar or her/his representative, and the School Proctors are empowered to confiscate the communication device from the student, and examine it. Refusal on the part of the student to surrender his / her communication device or altering its contents before surrendering it will be deemed to be a violation of code of conduct.

The University reserves the right to technologically investigate using Cyber Law Enforcement Agencies to find out Internet Protocol (IP) addresses of such anonymous users


I have read and fully understood that in the event the contents of this Undertaking are found to be false or are breached by me, whether fully or in part, I am liable to be removed from the Rolls of the University and the decision of the University in this regard shall be final and binding on me.

This Undertaking has been shown to my parents who have countersigned the same in acceptance thereof :

Student's Name :	SA		
Father's Name :	Hi		
Mother's Name :	Um		
Contact No. (Student):	91	Contact No. (Parent):	74
Email ID of Parents:	ri@gmail.com		



Signature Student



Signature Parent

Date :5/18/2025 12:43:23 PM (mm/dd/yyyy) Date :5/18/2025 12:43:23 PM(mm/dd/yyyy)

I hereby undertake that all the information submitted/declared above is correct to best of my knowledge.

SAVE SUBMIT AND CONTINUE

Back

PART A : Loan Information

- Fill in the student Loan Information
- Select the declaration mentioned.
- Click on “SAVE” and "SUBMIT AND CONTINUE"

Miscellaneous Details

Fields Marks with * are mandatory

Part A : Loan Information

Applied For Student Loan :	<input type="radio"/> Yes <input checked="" type="radio"/> No
----------------------------	---

I hereby undertake that all the information submitted/declared is correct to best of my knowledge.

SAVE

SUBMIT AND CONTINUE

Back

STEP 5: PAYMENT

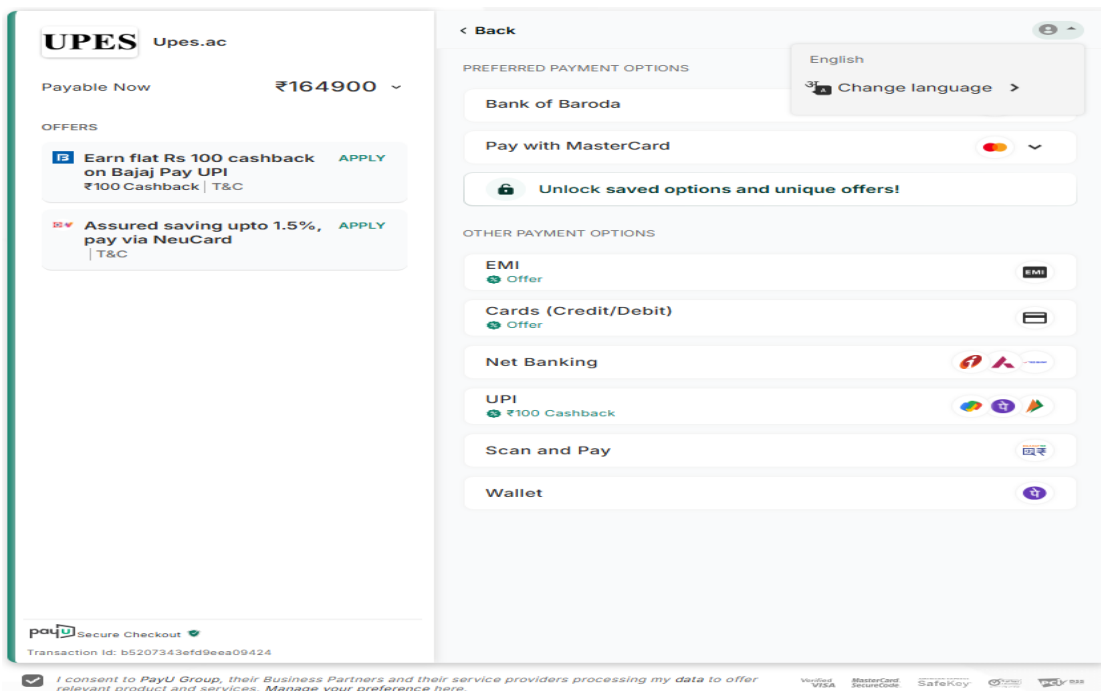
- To complete the payment process, select the payment partners.

Step 5 : Payment Details

Student Payment Info (Through Payment Gateway -Debit/Credit/NetBanking Only)			
Application Number	122	Global ID	5900
Name	AV	Email	a.
Degree	B.Tech	Program Name	B.Tech (Computer Science and Engine
Total Program Fee(First semester and other fee)	264900	Total Paid Fee	100000 one hundred thousand RUPEES ONLY.
Discount Amount :	0	Balance Fees	164900 ONE HUNDRED AND SIXTY-FOUR THOUSAND NINE HUNDRED RUPEES ONLY.
Domicile :	No	Scholarship Category	
<input type="checkbox"/> I hereby declare that all details submitted by me are correct. University reserves the right to cancel my candidature/admission, in case I do not meet the notified eligibility criteria for admission AY 2025-26.			
<input type="checkbox"/> I hereby declare that I have understood the eligibility criteria of scholarship for AY 2025-26 and submitted my marks and other information correct, if at any point of verification my details found incorrect, University reserves the right to cancel my scholarship and admission.			
<input checked="" type="radio"/> Full Payment	Pay By PayU	Pay By PayTM	
<input type="radio"/> Part Payment	Pay By PayU	Pay By PayTM	
<input checked="" type="checkbox"/> I hereby declare that my balance fees of Rs will be paid by			

Payment Options:

- Choose payment option



The screenshot displays the UPES payment gateway interface. On the left, the header shows 'UPES Upes.ac' and the amount 'Payable Now ₹164900'. Below this, there are two offers: 'Earn flat Rs 100 cashback on Bajaj Pay UPI' and 'Assured saving upto 1.5% pay via NeuCard'. The main section is titled 'PREFERRED PAYMENT OPTIONS' and includes 'Bank of Baroda', 'Pay with MasterCard', and 'Unlock saved options and unique offers!'. Below this, 'OTHER PAYMENT OPTIONS' are listed: 'EMI', 'Cards (Credit/Debit)', 'Net Banking', 'UPI', 'Scan and Pay', and 'Wallet'. At the bottom, there is a 'Secure Checkout' section with a transaction ID and a consent statement.

STEP 6: DETAILS PREVIEW

- After payment, you will preview the full form with all the details.
- Select the declaration mentioned.
- Click on "SUBMIT" for final submission.

Step 6 : Details Preview

Personal Information

Application No :	122400266	Global ID :	500125108
Degree Registering for :	B.Tech	Program Registering for :	B.Tech (Biotechnology)
DOB (DD/MM/YYYY) :	07/06/1994	Roll Number :	24010110002
Name of the Student :	Hemant Kumar		
PathWay :	Exam	Specially Abled :	<input checked="" type="radio"/> Yes <input type="radio"/> No
Specially Abled Certificate :	Click here to View		
Gender :	<input checked="" type="radio"/> Male <input type="radio"/> Female <input type="radio"/> Transgender	Uttarakhand Domicile :	<input checked="" type="radio"/> Yes <input type="radio"/> No
Religion :	Hinduism		
Domicile Certificate :	Click here to View		
EWS (Economically Weaker Section):	<input checked="" type="radio"/> Yes <input type="radio"/> No		

Payment Details

Total Course Fees Paid:	100000 Rupees Only.
-------------------------	---------------------

Please Read Important Notes before Final Submission

1. Kindly verify your details before final submission as you will not be allowed to further make any modifications.
2. Please carry the copy of checklist along with you on the registration day which will be generated at next step.

Disclaimer : I/We understand that if any of the above information is found to be incorrect or false, my/our ward shall be automatically debarred from the selection / admission process without any correspondence in this regard. I/We accept the process of admission undertaken by the University and I/we will abide by the decision taken by the University authorities. I have read all guidelines and information provided on the University website and promise to abide by the rules formulated by the University. I also understand and agree that in all matters pertaining to admission, the decision of the University authorities will be final and binding.

Clicking on "Agree" will imply your acceptance of above Terms and Conditions.

Agree

SUBMIT

- A prompt will appear stating for "Final Submission"
- Click "OK" to submit the form

Are you sure you want to submit, you cannot make any changes after your final submission.

OK

Cancel

STUDENT REGISTRATION FORM

- After submission, you will see the submitted “Student Registration Form”.
- An email will be triggered to your registered email ID having the same registration form along with other information.
- Download/Print the Registration Form, E-ID card

[LogOut](#)

For Queries & Issues Contact UPES Student Support Team
Toll Free: 1800-102-8737 (9 AM to 6 PM)
Email: support@upes.ac.in

Student Registration Form

[PRINT REGISTRATION FORM](#)[PRINT E-ID Card](#)[Go to Induction](#)

Personal Information

Application No :*	122400266	Global ID :	500125108
Degree Registering for :*	B.Tech		
Program Registering for :*	B.Tech (Biotechnology)		
DOB (DD/MM/YYYY) :*	07/06/1994	Age :	30
Name of the Student :	Hemant Kumar		
PathWay :	Exam	Specially Abled :	<input checked="" type="radio"/> Yes <input type="radio"/> No
Upload Specially Abled Certificate :*	<input type="button" value="Choose File"/> No file chosen	<input type="button" value="Upload"/>	(.pdf format only,max size 1 MB)

For any error / queries related to form filling / submission, connect to:

Toll Free Number: **18001028737**

You may write to: support@upes.ac.in

THANK YOU

-----X-----